

PSSu E S RS485

312516











PSSu, electronic module, standard, serial interface, RS485/422, 1 input, 2 communication channels, 64 Bit, full duplex and half duplexmode, 7 transmission rates, configurable, 0.6 - 19.2 kBit/s, potentialisolation, cable length 1,000 m.

Technical details

General data	
Approval:	CE, UKCA, cULus Listed
Application range:	Standard
Technical data	
Serial interface	
Number of RS 485 interfaces:	1
Environmental data	
Climatic suitability to ...:	EN 60068-2-30, EN 60068-2-2, EN 60068-2-1, EN 60068-2-78, EN 60068-2-14
Ambient temperature standard:	EN 60068-2-14
Ambient temperature:	0 - 60 °C
Storage temperature standard:	EN 60068-2-1/-2
Climatic suitability standard:	EN 60068-2-30, EN 60068-2-78
Humidity rating:	93 % r. h. at 40 °C
Condensation permitted?:	Not permitted
Perm. operating height ASL:	2000 m
EMC to standard ...:	EN 61131-2, EN 61000-4-4, EN 61000-4-5, EN 61000-4-6, EN 61000-4-2, EN 61000-4-3
Vibration to standard ...:	EN 60068-2-6
Acc. shock to standard1:	15g
Clearance & creepage dist. to:	EN 60664-1, EN 61131-2

Overvoltage category:	II
Pollution degree clear.&creep.:	2
Protection type standard:	EN 60529
Mechanical data	
Housing material lower section:	PC
Housing material front plate:	PC
Housing material code:	PA
Terminal style:	plug-in
Height dimension:	76 mm
Width dimension:	12.6 mm
Depth dimension:	60.2 mm
Net weight:	35 g
Gross weight:	44 g
Name of coding element:	L
Colour of coding element:	Dark grey
Environment	
REACH compliance:	contains min. 1 SVHC-substance
WEEE classification (08/2018):	5 devices (feed size < 50cm)
Commercial data	
Harmonized System Code:	85389091
UNSPSC 25:	39122331
EAN-Code:	4046548061024
ECLASS version:	ECLASS-13
ECLASS Reference Feature:	27242605
ETIM Version:	ETIM-9.0
ETIM Reference Group:	EG000024
ETIM Reference Feature:	EC001601
Volume:	0.049 dm ³

Obligatory accessories

	312610	PSSu BP-C 1/8 S
	312621	PSSu BP-C 1/12 C
	312620	PSSu BP-C 1/12 S
	312601	PSSu BP 1/8 C
	312600	PSSu BP 1/8 S
	312611	PSSu BP-C 1/8 C
	312618	PSSu BP 1/12 S
	312619	PSSu BP 1/12 C

Optional accessories



312900

PSSu A ET (10 pcs.)



312902

PSSu A EC



312901

PSSu A ETM (2 pcs.)



312967

PSSu A LA0.1 (10 x 108 pcs.)



312958

PSSu A LA0 (10 x 108 pcs.)



312949

PSSu A ET PE (10 pcs.)