

► PNOZsigma Configurator

PILZ
THE SPIRIT OF SAFETY

Readme-1005004-EN-05

- Software



General

This version is available in the following languages:

- ▶ German
- ▶ English
- ▶ French

This document contains important information, which must be noted. This document also contains details of the changes made in the software tool from one version to the next.

System requirements

Operating system:	32 or 64 Bit version of Windows 8.1 and 10; no virtual machine
Processor:	min. Intel Core 2 duo (2.0GHz) or AMD equivalent
RAM:	Min. 2 GB
Available hard drive space:	Approx. 1 GB
Screen resolution:	Min. 1024 x 768 pixels
Colour quality:	32 Bit
Text size:	Smaller – 100% (default)
Network loopback adapter:	Enabled (default)

The operating system Windows 7 is no longer supported from version 1.4.0.

The operating system Windows 8 is no longer supported from version 1.4.0.

Important information

Hardware support

Only projects of devices PNOZ s30 from Version 2.2 are supported.

Projects of devices PNOZ s30 Version 2.2 have a restricted range of functions (see online help on the PNOZsigma Configurator).

To transfer the configuration, you require the following:

- ▶ Chip card reader **PNOZ Chip Card Reader** (order no.: 779 230)
or
- ▶ cable **PNOZ s30 USB-configuration-cable** (order no.: 750 040)

Both are available from Pilz as an accessory.

Installation

▶ Access rights

- Write access to the installation directory is required in order to be able to install and start the software tool.
- The user needs administrator rights for installation under Windows 8.1 and Windows 10.



You need access to "HKEY_LOCAL_MACHINE Registry key".

- ▶ Close programs
Please close all open programs on your PC before installing the software tool.
- ▶ Network installation
The software tool cannot be installed on a network drive.


Licensing

The PNOZsigma Configurator is started in the demo version if a valid licence cannot be found. The demo version has a restricted function range compared to the full version. Projects can be created, edited and downloaded to the Configurator in the demo version but projects cannot be downloaded to the PNOZ s30.

You must purchase a licence under <http://www.pilz.com> to access the full version.

Alternatively, in PNOZsigma Configurator on the **Home**  page, click **About**  and click the link in the **Licence** tab.

Licences are managed in licence containers. They are managed using "CodeMeter" software from WIBU SYSTEMS. The software is installed with the PNOZsigma Configurator.

After the "CodeMeter" software has been installed on a PC, the icon  will be found in the Windows status bar.

Note: You can link a licence to your computer or create a mobile link to a dongle.

The following licences are available:

- ▶ **PNOZsigma Configurator s30 Licence unlted (order no.: 750 700)**
Licence with no time limit
- ▶ **PNOZsigma Configurator s30 Licence 1 y. (order no.: 750 701)**
Licence limited to one year

Known problems

Chip card reader with USB interface (PNOZ chip card reader)

When communicating with the PNOZsigma Configurator no connection is established to the USB chip card reader **PNOZ Chip card reader (order no. 779 230)**.

In this case, proceed as follows:

- ▶ In Windows Explorer in the PNOZsigma Configurator installation directory, open the sub-directory `Identive_CLOUD_win_installer`: `<Installation directory>\server\USB_Chip-Card_Driver\Identive_CLOUD_win_installer`
- ▶ Run the **setup** installation file, select **Repair program** and follow the prompts.

Or

- ▶ Plug in the chip card reader before installing the PNOZsigma Configurator.

Downloading a project to the PNOZsigma Configurator

- ▶ **when units of measurement have changed in PNOZ s30**

When the unit of measurement has been changed on the PNOZ s30 device, an error can occur when downloading the configuration to the PNOZsigma Configurator because of differing rounding results: "Error number 206: Internal error. Please contact Pilz."

► **when changing the select inputs mode in PNOZ s30**

When the **Select inputs** mode has been changed on the PNOZ s30 device, an error can occur when downloading the configuration to the PNOZsigma Configurator: "Error number 650: Internal error. Please contact Pilz."

In this case, reconfigure the settings on the PNOZ s30 and then download the project again to the PNOZsigma Configurator.

Live data display

- For PNOZ s30 with device version 3.0 the following applies:

When a device is in fault state, the state of the LEDs In1 and In2 in the live data display in PNOZsigma Configurator is no longer displayed correctly.

- The flash rate of the LEDs In1 and In2 in the live data display in the PNOZsigma Configurator may not correspond to the flash rate of the LEDs on the device.
- The display of the live data/the error stack can be interrupted when there is no feedback from the device PNOZ s30.

Configurator error when the encoder type has been changed directly on the PNOZ s30

If an encoder type has been changed directly on the PNOZ s30 device, a configurator error may occur once the configuration has been downloaded to the configurator and the user saves the project.

The displayed error message is as follows: ***When using a proximity switch, the global function settings should be set to the default values and units.***

To rectify the error and save the project, proceed as follows in the PNOZsigma Configurator:

1. Change the encoder type to activate the global function settings.
2. Set the global function settings to their default values.
3. Reset the encoder type to the required setting.

Changes in Version 1.4.1

- Modifications have no effect on the function

Changes in Version 1.4.0

Please note:

In Version 1.4.0, project names with less than 8 characters are filled with spaces when the project was transferred to the PNOZ s30.

New functions

New Initiator

A new encoder type ***Initiator with reduced diagnostics*** is supported.

Encoder tolerance time

A tolerance time may be configured for invalid signal levels.

The following tolerance times can be configured:

- ▶ Tolerance time for tracks A and B
- ▶ Tolerance time for track Z
- ▶ Tolerance time for track S

Frequency filtering

A measurement value filtering can be configured to suppress rotational speed overshoots or EMC disturbances. Then the measured rotational speed is filtered before it is supplied to the monitoring functions standstill or speed monitoring.

The filter can be configured slow, average or fast.

Activation speed for 2 encoder diagnostics

An activation speed can be configured for the 2 encoder diagnostics from which the check is performed.

Special functions

In Select mode "1 of 4" or "all 16", additional special functions can be configured in addition to the switching functions.

The following configuration options are available:

- ▶ No special function

No special function is performed in the selected parameter set.

- ▶ No 2 encoder diagnostics

There is no plausibility check between fAB and fZ.

- ▶ Error acknowledgement

When changing the parameter set the recoverable errors are acknowledged. Errors that occur while the parameter set is executed are not acknowledged.

- ▶ Restart

The device is restarted when changing to the parameter set.

Changes in Version 1.3.0

New functions

Display live data

Now current states of PNOZ s30 and diagnostic data can be displayed:

- ▶ Current rotational speed and position (not available for device version 3.0)
- ▶ Status of the device
- ▶ Status of the inputs
- ▶ Status of the outputs
- ▶ Error stack

Create sample project

You can create a project that includes predefined setting for various encoder types. There are 2 sample projects available:

- ▶ Sample project for Ini pnp pnp
- ▶ Sample project for rotary encoder

Other changes for the PNOZsigma Configurator

For PNOZ s30 with device version 2.2 the following applies:

The rotational speed and position fields are always displayed in the unit Hz-Imp.

Changes in Version 1.2.0

New functions

Transfer projects via cable

Projects can now be downloaded via cable from PNOZ s30 to the PNOZsigma Configurator, and from PNOZsigma Configurator to the PNOZ s30.

Changes in Version 1.1.0

New functions

Project import and export

Projects can be exported from the project overview and stored as a file. Then the exported file can be imported into PNOZsigma Configurator. This allows you to provide a project to others.

Error stack

When you transferred a project from PNOZ s30 into the PNOZsigma Configurator and you stored the PNOZ s30 error stack on the chip card, then the saved error stack is displayed in the PNOZsigma Configurator.

The error stack can be exported and saved as a file.

Print report

You can create a report on a project which includes information on the project and print it as a PDF file.

Support

Technical support is available from Pilz round the clock.

Americas

Brazil

+55 11 97569-2804

Canada

+1 888 315 7459

Mexico

+52 55 5572 1300

USA (toll-free)

+1 877-PILZUSA (745-9872)

Asia

China

+86 400-088-3566

Japan

+81 45 471-2281

South Korea

+82 31 778 3300

Australia and Oceania

Australia

+61 3 95600621

New Zealand

+64 9 6345350

Europe

Austria

+43 1 7986263-444

Belgium, Luxembourg

+32 9 3217570

France

+33 3 88104003

Germany

+49 711 3409-444

Ireland

+353 21 4804983

Italy, Malta

+39 0362 1826711

Scandinavia

+45 74436332

Spain

+34 938497433

Switzerland

+41 62 88979-32

The Netherlands

+31 347 320477

Türkiye

+90 216 5775552

United Kingdom

+44 1536 462203

**You can reach our
international hotline on:**

+49 711 3409-222

support@pilz.com

Pilz develops environmentally-friendly products using ecological materials and energy-saving technologies. Offices and production facilities are ecologically designed, environmentally-aware and energy-saving. So Pilz offers sustainability, plus the security of using energy-efficient products and environmentally-friendly solutions.



CECE®, CHRE®, CMSE®, INDUSTRIAL P®, Leansafe®, Myzel®, PAS4000®, PAScal®, PASconfig®, Pilz®, PIT®, PMCPrimo®, PMCPirotego®, PMCiendo®, PMD®, PM®, PNOZ®, Primo®, PSN®, PSN®, PSS®, PVS®, SafetyBUS p®, SafetyNET p®, THE SPIRIT OF SAFETY® are registered and protected trademarks of Pilz GmbH & Co. KG in some countries. We would point out that product features may vary from the details stated in this document, depending on the status at the time of publication and the scope of the equipment. We accept no responsibility for the validity, accuracy and entirety of the text and graphics presented in this information. Please contact our Technical Support if you have any questions.

We are represented internationally. Please refer to our homepage www.pilz.com for further details or contact our headquarters.

Headquarters: Pilz GmbH & Co. KG, Felix-Wankel-Straße 2, 73760 Ostfildern, Germany
Telephone: +49 711 3409-0, E-Mail: info@pilz.com, Internet: www.pilz.com

PILZ
THE SPIRIT OF SAFETY