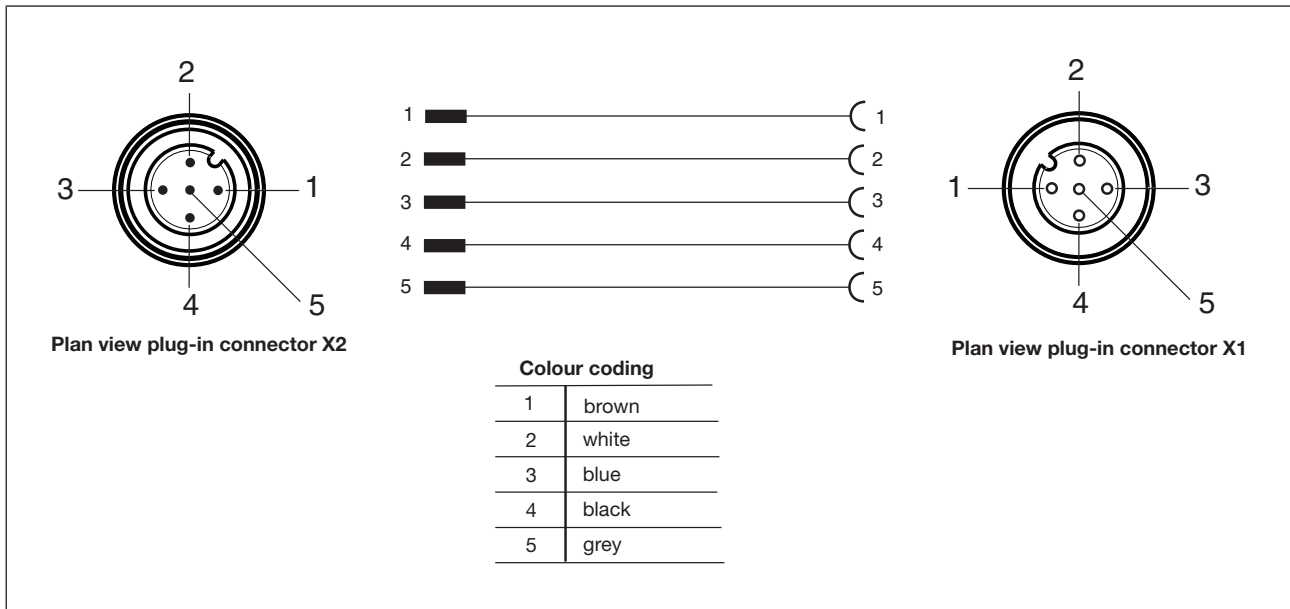


Accessories

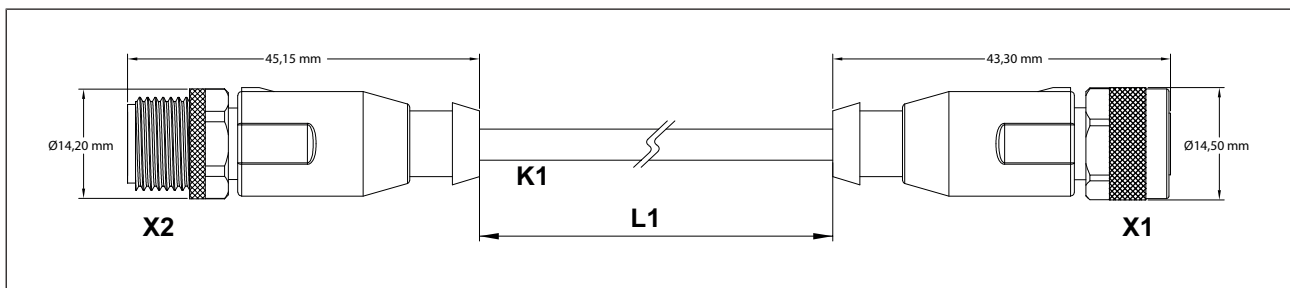
PSS67/PDP67 Cable M12-M12 5p

Connector pin assignment



Dimensions

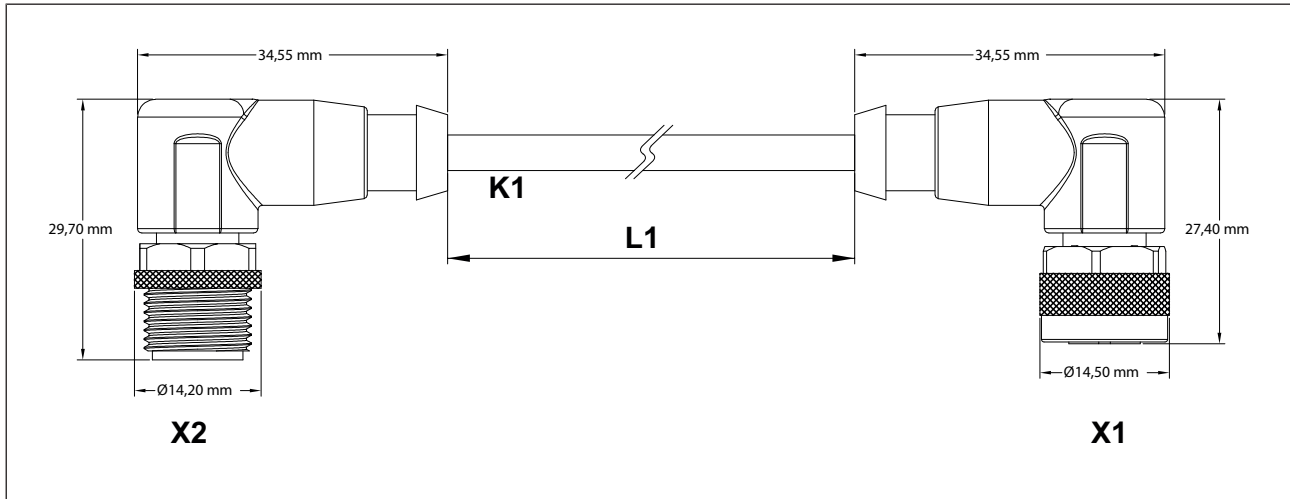
► M12 male connector, straight – M12 female connector, straight:



Accessories

PSS67/PDP67 Cable M12-M12 5p

► M12 male connector, angled – M12 female connector, angled:



Accessories

PSS67/PDP67 Cable M12-M12 5p

Technical details Order no. 380208 - 380210

General	380208	380209	380210
Certifications	CE, UKCA, cULus Listed	CE, UKCA, cULus Listed	CE, UKCA, cULus Listed
Electrical data	380208	380209	380210
Rated voltage			
Voltage UB	30 V	30 V	30 V
Rated current	4 A	4 A	4 A
Test voltage	3.000 V	3.000 V	3.000 V
Typ. conductor resistance K1	79 Ohm/km	79 Ohm/km	79 Ohm/km
Insulation resistance	100 MOhm	100 MOhm	100 MOhm
Volume resistance	3 mOhm	3 mOhm	3 mOhm
Specific volume resistance K1	$\geq 7E+15$ Ohm*cm	$\geq 7E+15$ Ohm*cm	$\geq 7E+15$ Ohm*cm
Specific cable capacitance K1	64,6pF/m	64,6pF/m	64,6pF/m
Environmental data	380208	380209	380210
Temperature when using in the drag chain	-25 - 60 °C	-25 - 60 °C	-25 - 60 °C
Ambient temperature			
Temperature range	-25 - 80 °C	-25 - 80 °C	-25 - 80 °C
Airgap creepage			
Pollution degree	3	3	3
Protection type			
X1 when inserted	IP68	IP68	IP68
X2 when inserted	IP68	IP68	IP68
Housing	IP68	IP68	IP68
Mechanical data	380208	380209	380210
Plug connector X1	M12, 5-pin female connector	M12, 5-pin female connector	M12, 5-pin female connector
in accordance with the standard	EN 61076-2-101	EN 61076-2-101	EN 61076-2-101
Form, plug-in connector X1	Straight	Straight	Straight
Coding of plug-in connector X1	A-coded	A-coded	A-coded
Plug connector X2	M12, 5-pin male connector	M12, 5-pin male connector	M12, 5-pin male connector
in accordance with the standard	EN 61076-2-101	EN 61076-2-101	EN 61076-2-101
Form, plug-in connector X2	Straight	Straight	Straight

Accessories

PSS67/PDP67 Cable M12-M12 5p

Mechanical data	380208	380209	380210
Coding of plug-in connector X2	A-coded	A-coded	A-coded
Material of ring nut X1	CuZn nickel-plated	CuZn nickel-plated	CuZn nickel-plated
Material of ring nut X2	CuZn nickel-plated	CuZn nickel-plated	CuZn nickel-plated
Housing material X1	PUR	PUR	PUR
Housing material X2	PUR	PUR	PUR
Material of contact surface X1	Au	Au	Au
Material of contact surface X2	Au	Au	Au
Material of pin	CuZn	CuZn	CuZn
Material of socket	CuSn	CuSn	CuSn
Conductor material K1	Cu	Cu	Cu
Insulating cover for conductor K1	PP (9Y)	PP (9Y)	PP (9Y)
Mating cycles X1	100	100	100
Mating cycles X2	100	100	100
Cable type K1	LiF9Y11Y	LiF9Y11Y	LiF9Y11Y
Cable length L1	3 m	5 m	10 m
Colour of external cable insulation K1	Yellow, similar to RAL 1003	Yellow, similar to RAL 1003	Yellow, similar to RAL 1003
Colour of housing	Black	Black	Black
Cable insulation material K1	PUR, TPU / TPE-U	PUR, TPU / TPE-U	PUR, TPU / TPE-U
Drag chain suitable K1	Yes	Yes	Yes
Min. bending radius (fixed permanently) K1	5 x Ø	5 x Ø	5 x Ø
Min. bending radius (moving) K1	10 x Ø	10 x Ø	10 x Ø
Bending cycles cable K1	5.000.000	5.000.000	5.000.000
Max. traverse speed K1	3,3 m/s	3,3 m/s	3,3 m/s
Max. acceleration K1	5 m/s²	5 m/s²	5 m/s²
Cable diameter K1	5 mm	5 mm	5 mm
Max. cable diameter K1	5,1 mm	5,1 mm	5,1 mm
Conductor cross section K1	0,25 mm²	0,25 mm²	0,25 mm²
Conductor cross section AWG K1	24	24	24
Wire colour K1	Brown, white, blue, black, grey	Brown, white, blue, black, grey	Brown, white, blue, black, grey
Stranding K1	5 cores around filler	5 cores around filler	5 cores around filler
Shielding K1	No	No	No
Wire layer separation K1	No	No	No

Accessories

PSS67/PDP67 Cable M12-M12 5p

Mechanical data	380208	380209	380210
No. of wires K1	5	5	5
Certification cable K1	UL AWM-Style 20233, UL/CSA	UL AWM-Style 20233, UL/CSA	UL AWM-Style 20233, UL/CSA
Certification plug-in connector X1	UL 94 HB	UL 94 HB	UL 94 HB
Certification plug-in connector X2	UL 94 HB	UL 94 HB	UL 94 HB
Halogen-free	Yes	Yes	Yes
Silicone-free	Yes	Yes	Yes
Oil resistance	Resistant	Resistant	Resistant
Non-flammability	UL VW1	UL VW1	UL VW1
Material			
Housing	PUR	PUR	PUR
Weight	101 g	186 g	348 g

Accessories

PSS67/PDP67 Cable M12-M12 5p

Technical details Order no. 380211 - 380213

General	380211	380212	380213
Certifications	CE, UKCA, cULus Listed	CE, UKCA, cULus Listed	CE, UKCA, cULus Listed
Electrical data	380211	380212	380213
Rated voltage			
Voltage UB	30 V	30 V	30 V
Rated current	4 A	4 A	4 A
Test voltage	3.000 V	3.000 V	3.000 V
Typ. conductor resistance K1	79 Ohm/km	79 Ohm/km	79 Ohm/km
Insulation resistance	100 MOhm	100 MOhm	100 MOhm
Volume resistance	3 mOhm	3 mOhm	3 mOhm
Specific volume resistance K1	$\geq 7E+15$ Ohm*cm	$\geq 7E+15$ Ohm*cm	$\geq 7E+15$ Ohm*cm
Specific cable capacitance K1	64,6pF/m	64,6pF/m	64,6pF/m
Environmental data	380211	380212	380213
Temperature when using in the drag chain	-25 - 60 °C	-25 - 60 °C	-25 - 60 °C
Ambient temperature			
Temperature range	-25 - 80 °C	-25 - 80 °C	-25 - 80 °C
Airgap creepage			
Pollution degree	3	3	3
Protection type			
X1 when inserted	IP68	IP68	IP68
X2 when inserted	IP68	IP68	IP68
Housing	IP68	IP68	IP68
Mechanical data	380211	380212	380213
Plug connector X1	M12, 5-pin female connector	M12, 5-pin female connector	M12, 5-pin female connector
in accordance with the standard	EN 61076-2-101	EN 61076-2-101	EN 61076-2-101
Form, plug-in connector X1	Straight	Angled	Angled
Coding of plug-in connector X1	A-coded	A-coded	A-coded
Plug connector X2	M12, 5-pin male connector	M12, 5-pin male connector	M12, 5-pin male connector
in accordance with the standard	EN 61076-2-101	EN 61076-2-101	EN 61076-2-101
Form, plug-in connector X2	Straight	Angled	Angled

Accessories

PSS67/PDP67 Cable M12-M12 5p

Mechanical data	380211	380212	380213
Coding of plug-in connector X2	A-coded	A-coded	A-coded
Material of ring nut X1	CuZn nickel-plated	CuZn nickel-plated	CuZn nickel-plated
Material of ring nut X2	CuZn nickel-plated	CuZn nickel-plated	CuZn nickel-plated
Housing material X1	PUR	PUR	PUR
Housing material X2	PUR	PUR	PUR
Material of contact surface X1	Au	Au	Au
Material of contact surface X2	Au	Au	Au
Material of pin	CuZn	CuZn	CuZn
Material of socket	CuSn	CuSn	CuSn
Conductor material K1	Cu	Cu	Cu
Insulating cover for conductor K1	PP (9Y)	PP (9Y)	PP (9Y)
Mating cycles X1	100	100	100
Mating cycles X2	100	100	100
Cable type K1	LiF9Y11Y	LiF9Y11Y	LiF9Y11Y
Cable length L1	30 m	3 m	5 m
Colour of external cable insulation K1	Yellow, similar to RAL 1003	Yellow, similar to RAL 1003	Yellow, similar to RAL 1003
Colour of housing	Black	Black	Black
Cable insulation material K1	PUR, TPU / TPE-U	PUR, TPU / TPE-U	PUR, TPU / TPE-U
Drag chain suitable K1	Yes	Yes	Yes
Min. bending radius (fixed permanently) K1	5 x Ø	5 x Ø	5 x Ø
Min. bending radius (moving) K1	10 x Ø	10 x Ø	10 x Ø
Bending cycles cable K1	5.000.000	5.000.000	5.000.000
Max. traverse speed K1	3,3 m/s	3,3 m/s	3,3 m/s
Max. acceleration K1	5 m/s²	5 m/s²	5 m/s²
Cable diameter K1	5 mm	5 mm	5 mm
Max. cable diameter K1	5,1 mm	5,1 mm	5,1 mm
Conductor cross section K1	0,25 mm²	0,25 mm²	0,25 mm²
Conductor cross section AWG K1	24	24	24
Wire colour K1	Brown, white, blue, black, grey	Brown, white, blue, black, grey	Brown, white, blue, black, grey
Stranding K1	5 cores around filler	5 cores around filler	5 cores around filler
Shielding K1	No	No	No
Wire layer separation K1	No	No	No

Accessories

PSS67/PDP67 Cable M12-M12 5p

Mechanical data	380211	380212	380213
No. of wires K1	5	5	5
Certification cable K1	UL AWM-Style 20233, UL/CSA	UL AWM-Style 20233, UL/CSA	UL AWM-Style 20233, UL/CSA
Certification plug-in connector X1	UL 94 HB	UL 94 HB	UL 94 HB
Certification plug-in connector X2	UL 94 HB	UL 94 HB	UL 94 HB
Halogen-free	Yes	Yes	Yes
Silicone-free	Yes	Yes	Yes
Oil resistance	Resistant	Resistant	Resistant
Non-flammability	UL VW1	UL VW1	UL VW1
Material			
Housing	PUR	PUR	PUR
Weight	1.075 g	133 g	197 g

Accessories

PSS67/PDP67 Cable M12-M12 5p

Technical details Order no. 380214 - 380220

General	380214	380215	380220
Certifications	CE, UKCA, cULus Listed	CE, UKCA, cULus Listed	CE, UKCA, cULus Listed
Electrical data	380214	380215	380220
Rated voltage			
Voltage UB	30 V	30 V	30 V
Rated current	4 A	4 A	4 A
Test voltage	3.000 V	3.000 V	3.000 V
Typ. conductor resistance K1	79 Ohm/km	79 Ohm/km	79 Ohm/km
Insulation resistance	100 MOhm	100 MOhm	100 MOhm
Volume resistance	3 mOhm	3 mOhm	3 mOhm
Specific volume resistance K1	$\geq 7E+15$ Ohm*cm	$\geq 7E+15$ Ohm*cm	$\geq 7E+15$ Ohm*cm
Specific cable capacitance K1	64,6pF/m	64,6pF/m	64,6pF/m
Environmental data	380214	380215	380220
Temperature when using in the drag chain	-25 - 60 °C	-25 - 60 °C	-25 - 60 °C
Ambient temperature			
Temperature range	-25 - 80 °C	-25 - 80 °C	-25 - 80 °C
Airgap creepage			
Pollution degree	3	3	3
Protection type			
X1 when inserted	IP68	IP68	IP68
X2 when inserted	IP68	IP68	IP68
Housing	IP68	IP68	IP68
Mechanical data	380214	380215	380220
Plug connector X1	M12, 5-pin female connector	M12, 5-pin female connector	M12, 5-pin female connector
in accordance with the standard	EN 61076-2-101	EN 61076-2-101	EN 61076-2-101
Form, plug-in connector X1	Angled	Angled	Straight
Coding of plug-in connector X1	A-coded	A-coded	A-coded
Plug connector X2	M12, 5-pin male connector	M12, 5-pin male connector	M12, 5-pin male connector
in accordance with the standard	EN 61076-2-101	EN 61076-2-101	EN 61076-2-101
Form, plug-in connector X2	Angled	Angled	Straight

Accessories

PSS67/PDP67 Cable M12-M12 5p

Mechanical data	380214	380215	380220
Coding of plug-in connector X2	A-coded	A-coded	A-coded
Material of ring nut X1	CuZn nickel-plated	CuZn nickel-plated	CuZn nickel-plated
Material of ring nut X2	CuZn nickel-plated	CuZn nickel-plated	CuZn nickel-plated
Housing material X1	PUR	PUR	PUR
Housing material X2	PUR	PUR	PUR
Material of contact surface X1	Au	Au	Au
Material of contact surface X2	Au	Au	Au
Material of pin	CuZn	CuZn	CuZn
Material of socket	CuSn	CuSn	CuSn
Conductor material K1	Cu	Cu	Cu
Insulating cover for conductor K1	PP (9Y)	PP (9Y)	PP (9Y)
Mating cycles X1	100	100	100
Mating cycles X2	100	100	100
Cable type K1	LiF9Y11Y	LiF9Y11Y	LiF9Y11Y
Cable length L1	10 m	30 m	20 m
Colour of external cable insulation K1	Yellow, similar to RAL 1003	Yellow, similar to RAL 1003	Yellow, similar to RAL 1003
Colour of housing	Black	Black	Black
Cable insulation material K1	PUR, TPU / TPE-U	PUR, TPU / TPE-U	PUR, TPU / TPE-U
Drag chain suitable K1	Yes	Yes	Yes
Min. bending radius (fixed permanently) K1	5 x Ø	5 x Ø	5 x Ø
Min. bending radius (moving) K1	10 x Ø	10 x Ø	10 x Ø
Bending cycles cable K1	5.000.000	5.000.000	5.000.000
Max. traverse speed K1	3,3 m/s	3,3 m/s	3,3 m/s
Max. acceleration K1	5 m/s²	5 m/s²	5 m/s²
Cable diameter K1	5 mm	5 mm	5 mm
Max. cable diameter K1	5,1 mm	5,1 mm	5,1 mm
Conductor cross section K1	0,25 mm²	0,25 mm²	0,25 mm²
Conductor cross section AWG K1	24	24	24
Wire colour K1	Brown, white, blue, black, grey	Brown, white, blue, black, grey	Brown, white, blue, black, grey
Stranding K1	5 cores around filler	5 cores around filler	5 cores around filler
Shielding K1	No	No	No
Wire layer separation K1	No	No	No

Accessories

PSS67/PDP67 Cable M12-M12 5p

Mechanical data	380214	380215	380220
No. of wires K1	5	5	5
Certification cable K1	UL AWM-Style 20233, UL/CSA	UL AWM-Style 20233, UL/CSA	UL AWM-Style 20233, UL/CSA
Certification plug-in connector X1	UL 94 HB	UL 94 HB	UL 94 HB
Certification plug-in connector X2	UL 94 HB	UL 94 HB	UL 94 HB
Halogen-free	Yes	Yes	Yes
Silicone-free	Yes	Yes	Yes
Oil resistance	Resistant	Resistant	Resistant
Non-flammability	UL VW1	UL VW1	UL VW1
Material			
Housing	PUR	PUR	PUR
Weight	366 g	987 g	719 g

Accessories

PSS67/PDP67 Cable M12-M12 5p

Technical details Order no. 380710 - 380712

General	380710	380711	380712
Certifications	CE, UKCA, cULus Listed	CE, UKCA, cULus Listed	CE, UKCA, cULus Listed
Electrical data	380710	380711	380712
Rated voltage			
Voltage UB	30 V	30 V	30 V
Rated current	4 A	4 A	4 A
Test voltage	3.000 V	3.000 V	3.000 V
Typ. conductor resistance K1	79 Ohm/km	79 Ohm/km	79 Ohm/km
Insulation resistance	100 MOhm	100 MOhm	100 MOhm
Volume resistance	3 mOhm	3 mOhm	3 mOhm
Specific volume resistance K1	$\geq 7E+15$ Ohm*cm	$\geq 7E+15$ Ohm*cm	$\geq 7E+15$ Ohm*cm
Specific cable capacitance K1	64,6pF/m	64,6pF/m	64,6pF/m
Environmental data	380710	380711	380712
Temperature when using in the drag chain	-25 - 60 °C	-25 - 60 °C	-25 - 60 °C
Ambient temperature			
Temperature range	-25 - 80 °C	-25 - 80 °C	-25 - 80 °C
Airgap creepage			
Pollution degree	3	3	3
Protection type			
X1 when inserted	IP68	IP68	IP68
X2 when inserted	IP68	IP68	IP68
Housing	IP68	IP68	IP68
Mechanical data	380710	380711	380712
Plug connector X1	M12, 5-pin female connector	M12, 5-pin female connector	M12, 5-pin female connector
in accordance with the standard	EN 61076-2-101	EN 61076-2-101	EN 61076-2-101
Form, plug-in connector X1	Straight	Straight	Straight
Coding of plug-in connector X1	A-coded	A-coded	A-coded
Plug connector X2	M12, 5-pin male connector	M12, 5-pin male connector	M12, 5-pin male connector
in accordance with the standard	EN 61076-2-101	EN 61076-2-101	EN 61076-2-101
Form, plug-in connector X2	Straight	Straight	Straight

Accessories

PSS67/PDP67 Cable M12-M12 5p

Mechanical data	380710	380711	380712
Coding of plug-in connector X2	A-coded	A-coded	A-coded
Material of ring nut X1	CuZn nickel-plated	CuZn nickel-plated	CuZn nickel-plated
Material of ring nut X2	CuZn nickel-plated	CuZn nickel-plated	CuZn nickel-plated
Housing material X1	PUR	PUR	PUR
Housing material X2	PUR	PUR	PUR
Material of contact surface X1	Au	Au	Au
Material of contact surface X2	Au	Au	Au
Material of pin	CuZn	CuZn	CuZn
Material of socket	CuSn	CuSn	CuSn
Conductor material K1	Cu	Cu	Cu
Insulating cover for conductor K1	PP (9Y)	PP (9Y)	PP (9Y)
Mating cycles X1	100	100	100
Mating cycles X2	100	100	100
Cable type K1	LiF9Y11Y	LiF9Y11Y	LiF9Y11Y
Cable length L1	0,5 m	1 m	1,5 m
Colour of external cable insulation K1	Yellow, similar to RAL 1003	Yellow, similar to RAL 1003	Yellow, similar to RAL 1003
Colour of housing	Black	Black	Black
Cable insulation material K1	PUR, TPU / TPE-U	PUR, TPU / TPE-U	PUR, TPU / TPE-U
Drag chain suitable K1	Yes	Yes	Yes
Min. bending radius (fixed permanently) K1	5 x Ø	5 x Ø	5 x Ø
Min. bending radius (moving) K1	10 x Ø	10 x Ø	10 x Ø
Bending cycles cable K1	5.000.000	5.000.000	5.000.000
Max. traverse speed K1	3,3 m/s	3,3 m/s	3,3 m/s
Max. acceleration K1	5 m/s²	5 m/s²	5 m/s²
Cable diameter K1	5 mm	5 mm	5 mm
Max. cable diameter K1	5,1 mm	5,1 mm	5,1 mm
Conductor cross section K1	0,25 mm²	0,25 mm²	0,25 mm²
Conductor cross section AWG K1	24	24	24
Wire colour K1	Brown, white, blue, black, grey	Brown, white, blue, black, grey	Brown, white, blue, black, grey
Stranding K1	5 cores around filler	5 cores around filler	5 cores around filler
Shielding K1	No	No	No
Wire layer separation K1	No	No	No

Accessories

PSS67/PDP67 Cable M12-M12 5p

Mechanical data	380710	380711	380712
No. of wires K1	5	5	5
Certification cable K1	UL AWM-Style 20233, UL/CSA	UL AWM-Style 20233, UL/CSA	UL AWM-Style 20233, UL/CSA
Certification plug-in connector X1	UL 94 HB	UL 94 HB	UL 94 HB
Certification plug-in connector X2	UL 94 HB	UL 94 HB	UL 94 HB
Halogen-free	Yes	Yes	Yes
Silicone-free	Yes	Yes	Yes
Oil resistance	Resistant	Resistant	Resistant
Non-flammability	UL VW1	UL VW1	UL VW1
Material			
Housing	PUR	PUR	PUR
Weight	37 g	53 g	70 g

Accessories

PSS67/PDP67 Cable M12-M12 5p

Technical details Order no. 380713

General

Certifications **CE, UKCA, cULus Listed**

Electrical data

Rated voltage

Voltage UB **30 V**

Rated current

4 A

Test voltage

3.000 V

Typ. conductor resistance K1

79 Ohm/km

Insulation resistance

100 MOhm

Volume resistance

3 mOhm

Specific volume resistance K1

$\geq 7E+15$ Ohm*cm

Specific cable capacitance K1

64,6pF/m

Environmental data

Temperature when using in the drag chain

-25 - 60 °C

Ambient temperature

Temperature range

-25 - 80 °C

Airgap creepage

Pollution degree

3

Protection type

X1 when inserted

IP68

X2 when inserted

IP68

Housing

IP68

Mechanical data

Plug connector X1

M12, 5-pin female connector

in accordance with the standard

EN 61076-2-101

Form, plug-in connector X1

Straight

Coding of plug-in connector X1

A-coded

Plug connector X2

M12, 5-pin male connector

in accordance with the standard

EN 61076-2-101

Form, plug-in connector X2

Straight

Coding of plug-in connector X2

A-coded

Material of ring nut X1

CuZn nickel-plated

Material of ring nut X2

CuZn nickel-plated

Housing material X1

PUR

Housing material X2

PUR

Material of contact surface X1

Au

Material of contact surface X2

Au

Material of pin

CuZn

Material of socket

CuSn

Accessories

PSS67/PDP67 Cable M12-M12 5p

Mechanical data	
Conductor material K1	Cu
Insulating cover for conductor K1	PP (9Y)
Mating cycles X1	100
Mating cycles X2	100
Cable type K1	LiF9Y11Y
Cable length L1	2 m
Colour of external cable insulation K1	Yellow, similar to RAL 1003
Colour of housing	Black
Cable insulation material K1	PUR, TPU / TPE-U
Drag chain suitable K1	Yes
Min. bending radius (fixed permanently) K1	5 x Ø
Min. bending radius (moving) K1	10 x Ø
Bending cycles cable K1	5.000.000
Max. traverse speed K1	3,3 m/s
Max. acceleration K1	5 m/s²
Cable diameter K1	5 mm
Max. cable diameter K1	5,1 mm
Conductor cross section K1	0,25 mm²
Conductor cross section AWG K1	24
Wire colour K1	Brown, white, blue, black, grey
Stranding K1	5 cores around filler
Shielding K1	No
Wire layer separation K1	No
No. of wires K1	5
Certification cable K1	UL AWM-Style 20233, UL/CSA
Certification plug-in connector X1	UL 94 HB
Certification plug-in connector X2	UL 94 HB
Halogen-free	Yes
Silicone-free	Yes
Oil resistance	Resistant
Non-flammability	UL VW1
Material	
Housing	PUR
Weight	86 g

Accessories

PSS67/PDP67 Cable M12-M12 5p

Order reference

Product type	Features	Connector X1	Connector X2	Connector X3	Order no.
PSS67 Cable M12sf M12sm, 3m	3 m	M12, 5-pin female connector, straight	M12, 5-pin male connector, straight		380208
PSS67 Cable M12sf M12sm, 5m	5 m	M12, 5-pin female connector, straight	M12, 5-pin male connector, straight		380209
PSS67 Cable M12sf M12sm, 10m	10 m	M12, 5-pin female connector, straight	M12, 5-pin male connector, straight		380210
PSS67 Cable M12sf M12sm, 30m	30 m	M12, 5-pin female connector, straight	M12, 5-pin male connector, straight		380211
PSS67 Cable M12af M12am, 3m	3 m	M12, 5-pin female connector, angled	M12, 5-pin male connector, angled		380212
PSS67 Cable M12af M12am, 5m	5 m	M12, 5-pin female connector, angled	M12, 5-pin male connector, angled		380213
PSS67 Cable M12af M12am, 10m	10 m	M12, 5-pin female connector, angled	M12, 5-pin male connector, angled		380214
PSS67 Cable M12af M12am, 30m	30 m	M12, 5-pin female connector, angled	M12, 5-pin male connector, angled		380215
PSS67 cable M12-5sf, M12-5sm, 20m	20 m	M12, 5-pin female connector, straight	M12, 5-pin male connector, straight		380220
PDP67 Cable M12-5sf M12-5sm, 0.5m	0.5 m	M12, 5-pin female connector, straight	M12, 5-pin male connector, straight		380710
PDP67 Cable M12-5sf M12-5sm, 1m	1 m	M12, 5-pin female connector, straight	M12, 5-pin male connector, straight		380711
PDP67 Cable M12-5sf M12-5sm, 1.5m	1.5 m	M12, 5-pin female connector, straight	M12, 5-pin male connector, straight		380712
PDP67 Cable M12-5sf M12-5sm, 2m	2 m	M12, 5-pin female connector, straight	M12, 5-pin male connector, straight		380713