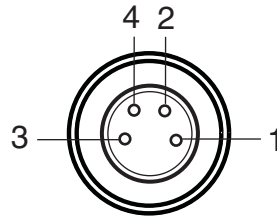


Accessories

PSEN Cable M8 4p

Connector pin assignment

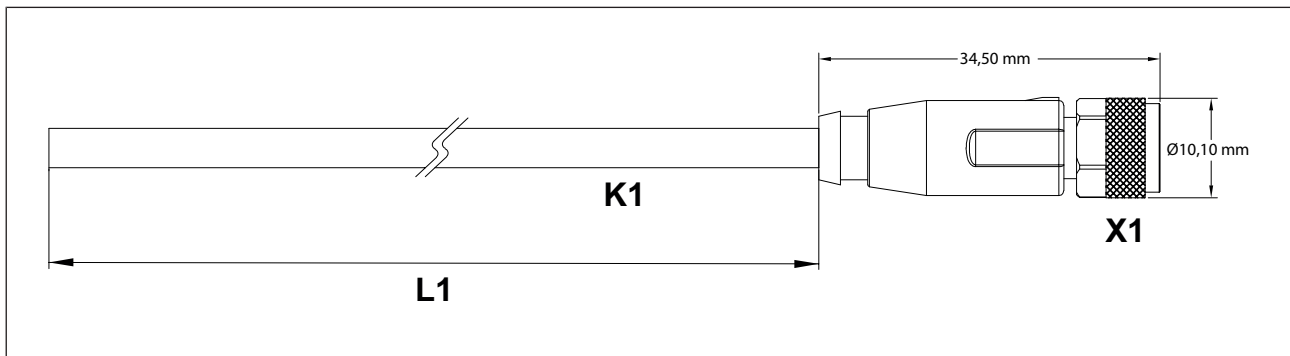
Colour coding	
1	brown
2	white
3	blue
4	black



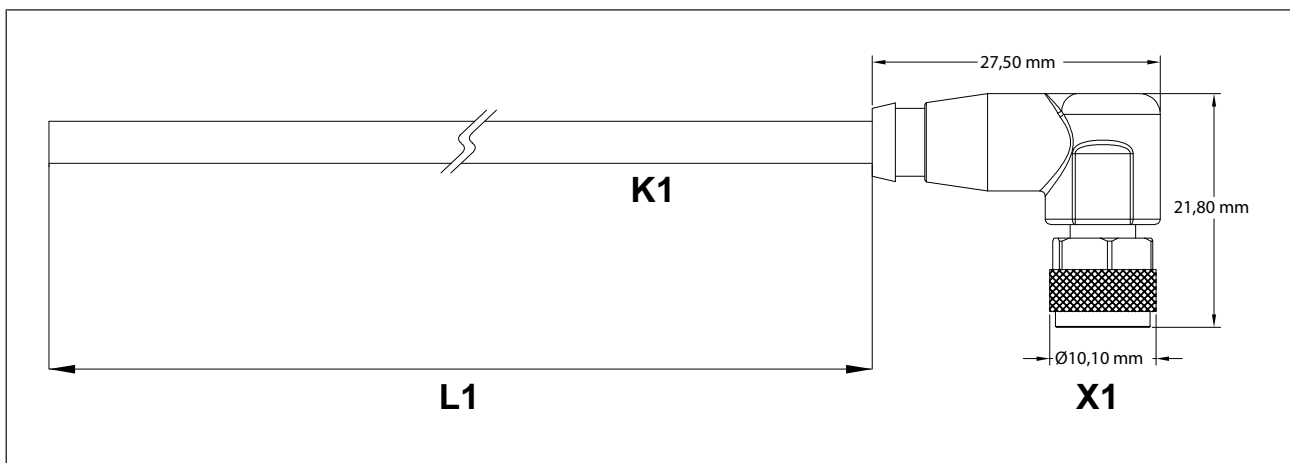
Plan view plug-in connector X1

Dimensions

► M8 female connector, straight:



► M8 female connector, angled:



Accessories

PSEN Cable M8 4p

Technical details Order no. 533110, 533111, 533120, 533121

General	533110	533111	533120	533121
Certifications	CE, UKCA, cULus Listed	CE, UKCA, cULus Listed	CE, UKCA, cULus Listed	CE, UKCA, cULus Listed
Electrical data	533110	533111	533120	533121
Rated voltage				
Voltage UB	30 V	30 V	30 V	30 V
Rated current	4 A	4 A	4 A	4 A
Test voltage	3.000 V	3.000 V	3.000 V	3.000 V
Typ. conductor resistance K1	79 Ohm/km	79 Ohm/km	79 Ohm/km	79 Ohm/km
Insulation resistance	100 MOhm	100 MOhm	100 MOhm	100 MOhm
Volume resistance	3 mOhm	3 mOhm	3 mOhm	3 mOhm
Specific volume resistance K1	$\geq 7E+15$ Ohm*cm	$\geq 7E+15$ Ohm*cm	$\geq 7E+15$ Ohm*cm	$\geq 7E+15$ Ohm*cm
Specific cable capacitance K1	64,6pF/m	64,6pF/m	64,6pF/m	64,6pF/m
Environmental data	533110	533111	533120	533121
Ambient temperature				
Temperature range	-25 - 80 °C	-25 - 80 °C	-25 - 80 °C	-25 - 80 °C
Airgap creepage				
Pollution degree	3	3	3	3
Protection type				
X1 when inserted	IP67	IP67	IP67	IP67
Housing	IP67	IP67	IP67	IP67
Mechanical data	533110	533111	533120	533121
Plug connector X1	M8, 4-pin female connector	M8, 4-pin female connector	M8, 4-pin female connector	M8, 4-pin female connector
in accordance with the standard	EN 61076-2-104	EN 61076-2-104	EN 61076-2-104	EN 61076-2-104
Form, plug-in connector X1	Angled	Straight	Angled	Straight
Material of ring nut X1	CuZn nickel-plated	CuZn nickel-plated	CuZn nickel-plated	CuZn nickel-plated
Housing material X1	PUR	PUR	PUR	PUR
Material of contact surface X1	Au	Au	Au	Au
Material of socket	CuSn	CuSn	CuSn	CuSn
Conductor material K1	Cu	Cu	Cu	Cu

Accessories

PSEN Cable M8 4p

Mechanical data	533110	533111	533120	533121
Insulating cover for conductor K1	PP (9Y)	PP (9Y)	PP (9Y)	PP (9Y)
Mating cycles X1	100	100	100	100
Cable type K1	LiF9Y11Y	LiF9Y11Y	LiF9Y11Y	LiF9Y11Y
Cable length L1	2 m	2 m	5 m	5 m
Cable length tolerance L1	+/- 40 mm	+/- 40 mm	+/- 100 mm	+/- 100 mm
Colour of external cable insulation K1	Yellow, similar to RAL 1003	Yellow, similar to RAL 1003	Yellow, similar to RAL 1003	Yellow, similar to RAL 1003
Colour of housing	Black	Black	Black	Black
Cable insulation material K1	PUR, TPU / TPE-U	PUR, TPU / TPE-U	PUR, TPU / TPE-U	PUR, TPU / TPE-U
Drag chain suitable K1	Yes	Yes	Yes	Yes
Min. bending radius (fixed permanently) K1	5 x Ø	5 x Ø	5 x Ø	5 x Ø
Min. bending radius (moving) K1	10 x Ø	10 x Ø	10 x Ø	10 x Ø
Cable diameter K1	4,6 mm	4,6 mm	4,6 mm	4,6 mm
Max. cable diameter K1	4,7 mm	4,7 mm	4,7 mm	4,7 mm
Conductor cross section K1	0,25 mm ²	0,25 mm ²	0,25 mm ²	0,25 mm ²
Conductor cross section AWG K1	24	24	24	24
Wire colour K1	Brown, white, blue, black	Brown, white, blue, black	Brown, white, blue, black	Brown, white, blue, black
Stranding K1	4 wires	4 wires	4 wires	4 wires
Shielding K1	No	No	No	No
Wire layer separation K1	No	No	No	No
No. of wires K1	4	4	4	4
Certification cable K1	UL AWM-Style 20233, UL/CSA	UL AWM-Style 20233, UL/CSA	UL AWM-Style 20233, UL/CSA	UL AWM-Style 20233, UL/CSA
Certification plug-in connector X1	UL 94 HB	UL 94 HB	UL 94 HB	UL 94 HB
Halogen-free	Yes	Yes	Yes	Yes
Silicone-free	Yes	Yes	Yes	Yes
Oil resistance	Resistant	Resistant	Resistant	Resistant
Non-flammability	UL VW1	UL VW1	UL VW1	UL VW1
Material				
Housing	PUR	PUR	PUR	PUR
Weight	60 g	57 g	161 g	140 g

Accessories

PSEN Cable M8 4p

Technical details Order no. 533130, 533131, 533140, 533141

General	533130	533131	533140	533141
Certifications	CE, UKCA, cULus Listed	CE, UKCA, cULus Listed	CE, UKCA, cULus Listed	CE, UKCA, cULus Listed
Electrical data	533130	533131	533140	533141
Rated voltage				
Voltage UB	30 V	30 V	30 V	30 V
Rated current	4 A	4 A	4 A	4 A
Test voltage	3.000 V	3.000 V	3.000 V	3.000 V
Typ. conductor resistance K1	79 Ohm/km	79 Ohm/km	79 Ohm/km	79 Ohm/km
Insulation resistance	100 MOhm	100 MOhm	100 MOhm	100 MOhm
Volume resistance	3 mOhm	3 mOhm	3 mOhm	3 mOhm
Specific volume resistance K1	$\geq 7E+15$ Ohm*cm	$\geq 7E+15$ Ohm*cm	$\geq 7E+15$ Ohm*cm	$\geq 7E+15$ Ohm*cm
Specific cable capacitance K1	64,6pF/m	64,6pF/m	64,6pF/m	64,6pF/m
Environmental data	533130	533131	533140	533141
Ambient temperature				
Temperature range	-25 - 80 °C	-25 - 80 °C	-25 - 80 °C	-25 - 80 °C
Airgap creepage				
Pollution degree	3	3	3	3
Protection type				
X1 when inserted	IP67	IP67	IP67	IP67
Housing	IP67	IP67	IP67	IP67
Mechanical data	533130	533131	533140	533141
Plug connector X1	M8, 4-pin female connector	M8, 4-pin female connector	M8, 4-pin female connector	M8, 4-pin female connector
in accordance with the standard	EN 61076-2-104	EN 61076-2-104	EN 61076-2-104	EN 61076-2-104
Form, plug-in connector X1	Angled	Straight	Angled	Straight
Material of ring nut X1	CuZn nickel-plated	CuZn nickel-plated	CuZn nickel-plated	CuZn nickel-plated
Housing material X1	PUR	PUR	PUR	PUR
Material of contact surface X1	Au	Au	Au	Au
Material of socket	CuSn	CuSn	CuSn	CuSn
Conductor material K1	Cu	Cu	Cu	Cu

Accessories

PSEN Cable M8 4p

Mechanical data	533130	533131	533140	533141
Insulating cover for conductor K1	PP (9Y)	PP (9Y)	PP (9Y)	PP (9Y)
Mating cycles X1	100	100	100	100
Cable type K1	LiF9Y11Y	LiF9Y11Y	LiF9Y11Y	LiF9Y11Y
Cable length L1	10 m	10 m	30 m	30 m
Cable length tolerance L1	+/- 200 mm	+/- 200 mm	+/- 600 mm	+/- 600 mm
Colour of external cable insulation K1	Yellow, similar to RAL 1003	Yellow, similar to RAL 1003	Yellow, similar to RAL 1003	Yellow, similar to RAL 1003
Colour of housing	Black	Black	Black	Black
Cable insulation material K1	PUR, TPU / TPE-U	PUR, TPU / TPE-U	PUR, TPU / TPE-U	PUR, TPU / TPE-U
Drag chain suitable K1	Yes	Yes	Yes	Yes
Min. bending radius (fixed permanently) K1	5 x Ø	5 x Ø	5 x Ø	5 x Ø
Min. bending radius (moving) K1	10 x Ø	10 x Ø	10 x Ø	10 x Ø
Cable diameter K1	4,6 mm	4,6 mm	4,6 mm	4,6 mm
Max. cable diameter K1	4,7 mm	4,7 mm	4,7 mm	4,7 mm
Conductor cross section K1	0,25 mm ²	0,25 mm ²	0,25 mm ²	0,25 mm ²
Conductor cross section AWG K1	24	24	24	24
Wire colour K1	Brown, white, blue, black	Brown, white, blue, black	Brown, white, blue, black	Brown, white, blue, black
Stranding K1	4 wires	4 wires	4 wires	4 wires
Shielding K1	No	No	No	No
Wire layer separation K1	No	No	No	No
No. of wires K1	4	4	4	4
Certification cable K1	UL AWM-Style 20233, UL/CSA	UL AWM-Style 20233, UL/CSA	UL AWM-Style 20233, UL/CSA	UL AWM-Style 20233, UL/CSA
Certification plug-in connector X1	UL 94 HB	UL 94 HB	UL 94 HB	UL 94 HB
Halogen-free	Yes	Yes	Yes	Yes
Silicone-free	Yes	Yes	Yes	Yes
Oil resistance	Resistant	Resistant	Resistant	Resistant
Non-flammability	UL VW1	UL VW1	UL VW1	UL VW1
Material				
Housing	PUR	PUR	PUR	PUR
Weight	317 g	273 g	922 g	805 g

Accessories

PSEN Cable M8 4p

Order reference

Product type	Features	Connector X1	Connector X2	Connector X3	Order no.
PSEN Kabel Winkel/ cable angleplug 2m	2 m	M8, 4-pin fe- male con- nector, angled			533110
PSEN Kabel Gerade/cable straightplug 2m	2 m	M8, 4-pin fe- male con- nector, straight			533111
PSEN Kabel Winkel/ cable angleplug 5m	5 m	M8, 4-pin fe- male con- nector, angled			533120
PSEN Kabel Gerade/cable straightplug 5m	5 m	M8, 4-pin fe- male con- nector, straight			533121
PSEN Kabel Winkel/ cable angleplug 10m	10 m	M8, 4-pin fe- male con- nector, angled			533130
PSEN Kabel Gerade/cable straightplug 10m	10 m	M8, 4-pin fe- male con- nector, straight			533131
PSEN Kabel Winkel/ cable angleplug 30m	30 m	M8, 4-pin fe- male con- nector, angled			533140
PSEN Kabel Gerade/cable straightplug 30m	30 m	M8, 4-pin fe- male con- nector, straight			533141